




1074 Kenran Industrial Dr.  
St. Louis, MO 63137  
Phone: 1-800-381-9968

# HUMCO ENGINE CONTROLS

## Teleflex® Selection Guide

### PRODUCT RANGE MECHANICAL CONTROLS

#### SINGLE FUNCTION



SERIES: CH4400 CH5600 SR TWIN S

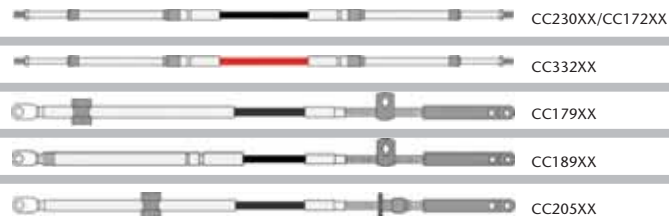
#### CONTROL FEATURES

START-IN-GEAR PROTECTION	•	•	•	•
NEUTRAL INTERLOCK				
ENGINE WARM-UP PROVISION	•	•	•	•
ENGINE CUT-OFF SWITCH				
ADJUSTABLE THROTTLE BRAKE	•	•	•	•
TRIM & TILT SWITCH				
ADJUSTABLE TRAVEL STOPS	•	•	•	•
MAXIMUM NUMBER OF ENGINES	1	1	1	1

#### CONTROL CABLES

33C/3300 UNIVERSAL TYPE	•	•	•	•
MERCURY/MARINER OEM TYPE				
MERC GEN II CABLES				
43 SERIES CABLES			•	•
BRP-OMC-JOHNSON/EVINRUDE OEM TYPE				

### GENERAL CONTROLS CABLES



Gen II type cable designed specifically to be used with mercury 4000 series controls.



3300/33C (1ft increments)	COLOR	PART NO
Standard	Black	CC230XX/CC172XX
Midrange	Red	CC332XX
<b>Mercury/Mercruiser (1ft increments)</b>		
Standard (600A type)	Black	CC179XX
Standard (Gen II type)	Black	CC189XX
<b>BRP-OMC-Johnson/Evinrude 1979 to date (1ft increments)</b>		
Standard (479 type)	Black	CC205XX

XX = Length in feet



1074 Kenran Industrial Dr.  
St. Louis, MO 63137  
Phone: 1-800-381-9968

# HUMCO ENGINE CONTROLS

## Teleflex® Selection Guide

### DUAL FUNCTION

KEY:  
 • standard,  
 • optional,  
 \* optional for ski version, CH2200




	•	•	•	•	•	•*	•	•
	•	•				•	•	•
	•	•	•	•	•	•	•	•
	•							•
	•	•	•			•	•	
	•	•	•				•	
	1	1	2	2	1	1	1	1
	•	•	•	•	•	•	•	•
	•	•	•					
	•	•	•		•			•
	•	•	•					

6



### TFXtreme CONTROLS CABLES



3300/33CC (1ft Increments)	COLOR	PART NO
Premium (Universal)	Black	CCX633XX
Mercury/Mercruiser (1ft increments)		
Premium TFXtreme (600A type)	Black	CCX179XX
Premium TFXtreme (3600 type)	Black	CCX630XX
Premium TFXtreme (Gen II type)	Black	CCX189XX
BRP-OMC-Johnson/Evinrude (1ft increments)		
Premium TFXtreme (479 type)	Black	CCX205XX

XX = Length in feet



1074 Kenran Industrial Dr.  
St. Louis, MO 63137  
Phone: 1-800-381-9968

# HUMCO ENGINE CONTROLS

Teleflex® Electronic Controls



## KE-4a:

The KE-4a sets the standard for reliability in marine electronic controls. Its simplicity and proven design make it the choice for most multi-station multi-engine control pleasure and work boats. KE-4a controls are available in either single or twin lever binnacle mount versions for single or multiple stations and up to two engines.

## APPLICATION:

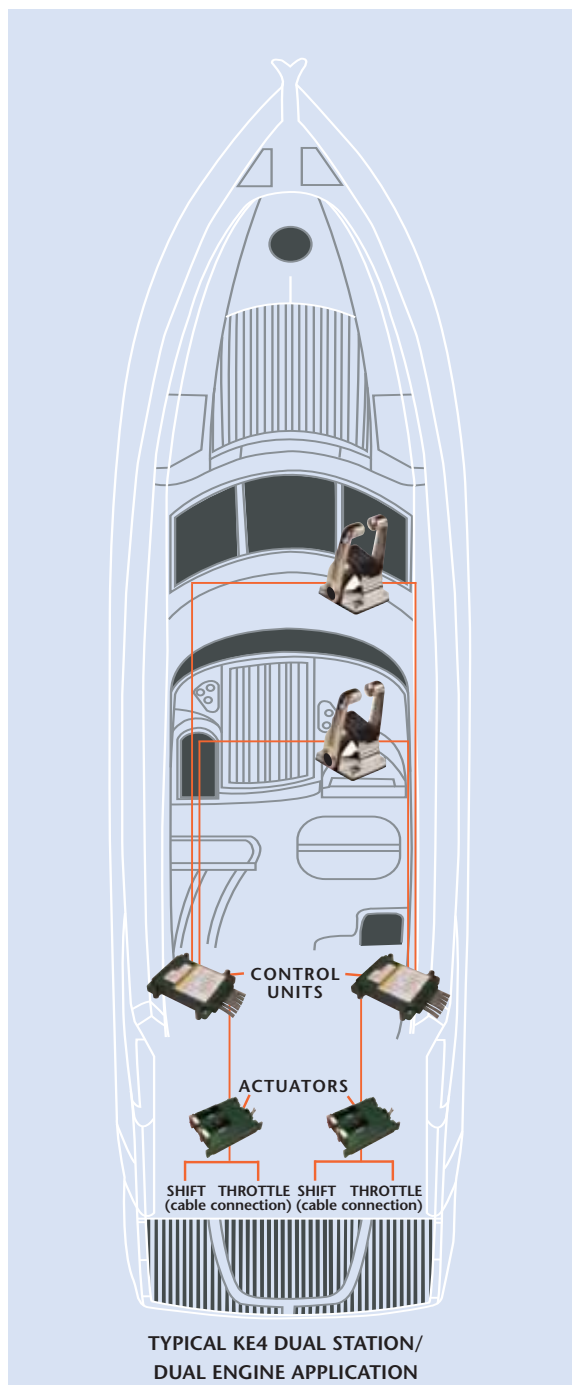
Electronic control — each lever controls throttle AND shift. Electronic stand-alone controls are ideal for larger, multi-station boats, especially those applications in which a mechanical control cannot deliver the desired feel and performance. For nearly all engine types. Works with any engine with mechanical throttle and mechanical shift.

## FEATURES:

- Works with most engines: outboard, sterndrive or inboard.
- Up to 4 control heads
- Engine Sync option available. (Throttle only).
- Teleflex recommends CCX633XX **TFXTREME** control cables on throttle/shift actuator.
- For single or twin engines.

## USE KE-4a IF:

- Throttle and Shift are actuated mechanically (KE-4a has no electronic throttle interface).
- Trolling valve control required.
- Throttle Sync is needed.
- Electrical system is 12 or 24 volt.
- Hand-held remote desired.
- CANbus interface not needed.



6

Teleflex

Recommends Using

CCX633XX

**TFXTREME**

Control Cables

With This Control



1074 Kenran Industrial Dr.  
St. Louis, MO 63137  
Phone: 1-800-381-9968

# HUMCO ENGINE CONTROLS

Teleflex® Electronic Controls

KE-4a  
TOP MOUNT



**OPTIONAL:  
HAND HELD  
REMOTE  
CONTROL**



See optional upgrade section on page 390 for ordering information

6

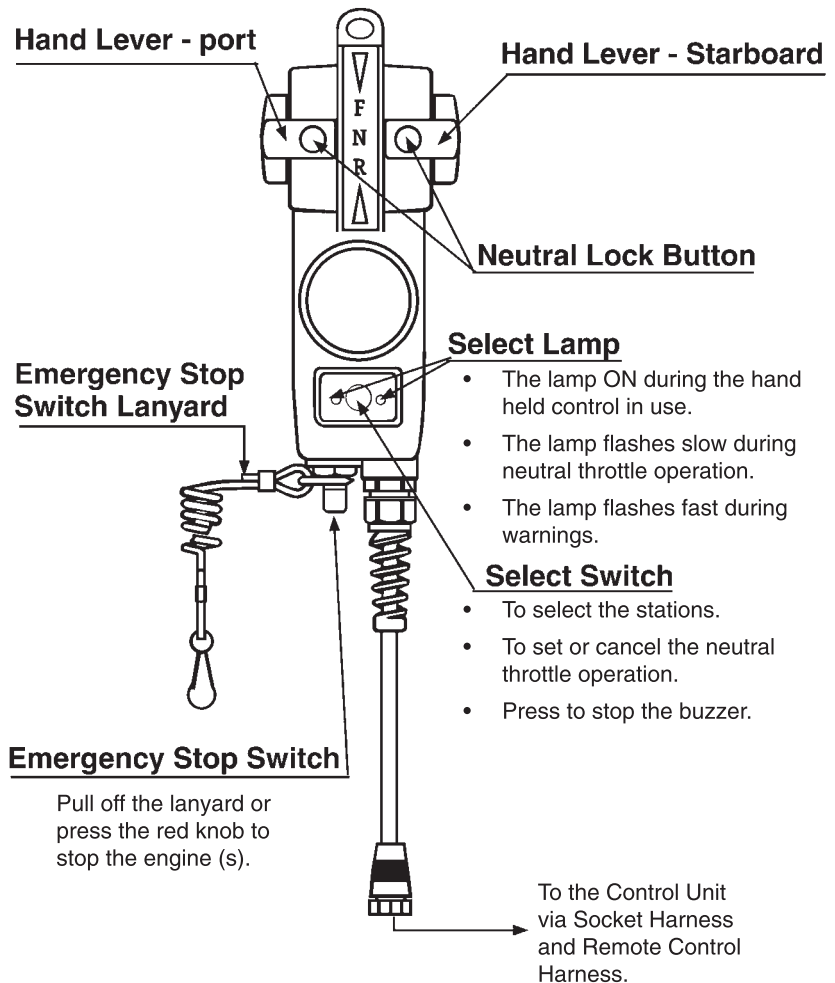
ACTUATOR



ECU  
(ELECTRONIC  
CONTROL  
UNIT)



## HAND HELD REMOTE CONTROL OVERVIEW:





1074 Kenran Industrial Dr.  
 St. Louis, MO 63137  
 Phone: 1-800-381-9968

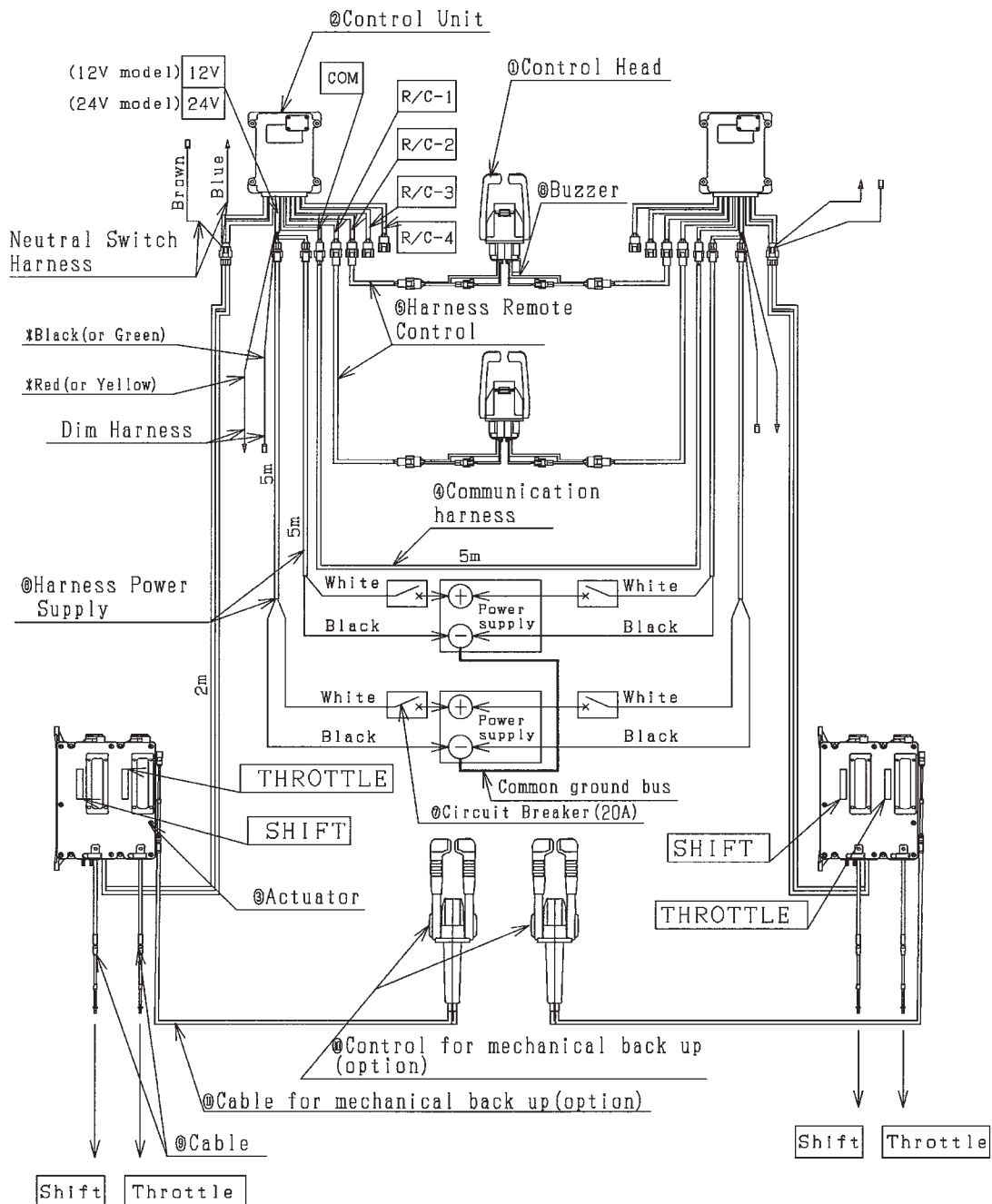
# HUMCO ENGINE CONTROLS

Teleflex® Electronic Controls

## BASIC KE-4a SYSTEM OVERVIEW:

The following schematic shows elements of the KE-4a control system in a typical twin engine/twin station application. For part numbers associated with the items depicted below, please see page 388.

- : Indicates identification
- : Indicates the destination of connection





1074 Kenran Industrial Dr.  
St. Louis, MO 63137  
Phone: 1-800-381-9968

# HUMCO ENGINE CONTROLS

Teleflex® Electronic Controls

## KE-4a SYSTEM COMPONENTS:

The following chart lists components of the KE-4a control system for each application.

No.	Name	Part No.	Required for Single engine No. of Station				Required for Two engine No. of Station				Notes
			1st	2nd	3rd	4th	1st	2nd	3rd	4th	
1	Control Head-Single Engine	NM0511-00	1	2	3	4	-	-	-	-	
	Control Head-Twin Engine	NM0510-00	-	-	-	-	1	2	3	4	
2	Control Unit										
	24V model	NM0478-00	1	1	1	1	2	2	2	2	
	12V model	NM0477-00	1	1	1	1	2	2	2	2	
3	Throttle/Shift Actuator	NM0165-00	1	1	1	1	2	2	2	2	
4	Communication Harness										
	5m	NM0619-05	-	-	-	-	1	1	1	1	
5	Harness -										
	4m	NM0616-04									
	Remote										
	6m	NM0616-06									
	Control										
	8m	NM0616-08									
	10m	NM0616-10									
	12m	NM0616-12									
	14m	NM0616-14									
	16m	NM0616-16									
	18m	NM0616-18									
	20m	NM0616-20									
	22m	NM0616-22	1	2	3	4	2	4	6	8	
	24m	NM0616-24									
	26m	NM0616-26									
	28m	NM0616-28									
	30m	NM0616-30									
	32m	NM0616-32									
	34m	NM0616-34									
	36m	NM0616-36									
	38m	NM0616-38									
	40m	NM0616-40									
	50m	NM0616-50									
6	Harness -										
	5m	NM0414-28	2	2	2	2	4	4	4	4	
	Power										
	10m	NM0414-33									
7	Circuit Breaker										
	20A	NJ0514-00	2	2	2	2	4	4	4	4	Recommended Options
8	Buzzer										Option
	24V model	NJ0515-00	1	2	3	4	2	4	6	8	
	12V model	NJ0596-00 (replaces NJ0251-00)									
9	Cable (actuator)	CCX633XX <b>TFX</b> TREME	2	2	2	2	4	4	4	4	Specify cable length
10	Mechanical Control Head (for manual backup operation)	Use standard control head	1	1	1	1	2	2	2	2	Option
11	Cable (for manual backup operation)	CCX633XX <b>TFX</b> TREME	2	2	2	2	4	4	4	4	Specify cable length
12	Sync Master Harness	NM0602-01	-	-	-	-	1	1	1	1	
13	Sync Slave Harness	NM0602-02	-	-	-	-	1	1	1	1	
14	Sync Switch	NJ0524-00	-	-	-	-	1	1	1	1	
15	Switch Harness										
	5m	NM0617-05									
	10m	NM0617-10									
	15m	NM0617-15									
	20m	NM0617-20									
	25m	NM0617-25	-	-	-	-	1	1	1	1	
	30m	NM0617-30									
	35m	NM0617-35									
	40m	NM0617-40									
	45m	NM0617-45									
	50m	NM0617-50									

**NOTES:**

Please refer to the NAME OF EACH PART on previous page for the item number in chart above.

All Wiring harnesses are measured in meters (1 meter = 39.37 inches).

CCX633XX **TFX**TREME control cables are recommended. Teleflex Control Cables are measured by the foot. XX = Control cable length in feet.



1074 Kenran Industrial Dr.  
St. Louis, MO 63137  
Phone: 1-800-381-9968

# HUMCO ENGINE CONTROLS

Teleflex® Electronic Controls

Standard Lever with PTT Switch



Optional SST Lever



## KE-4+:

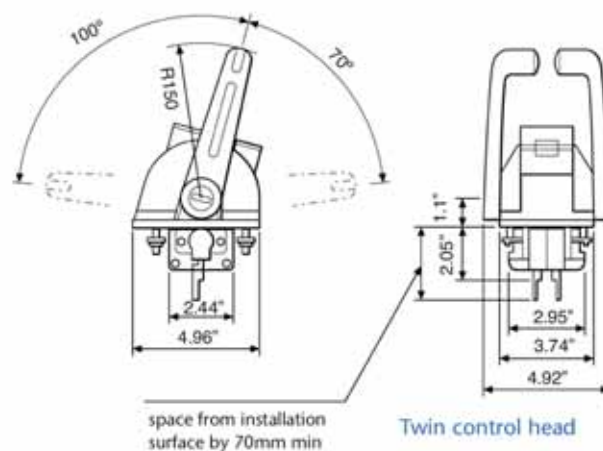
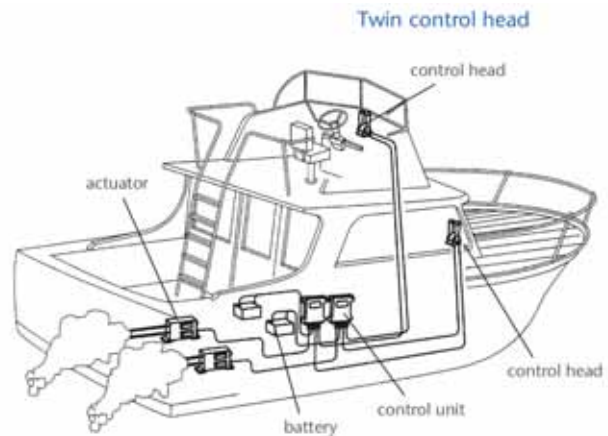
For Boats with mechanical throttle and mechanical shift. Contact your local distributor for availability, pricing and additional options.

## APPLICATION:

The KE-4+ is a perfect answer to smooth and easy shift and throttle control suitable for most applications. Modern styling, various color/finish control head options, single to quad engine capability. Designed specifically to meet the performance, reliability endurance and aesthetic requirements of today's modern boats.

## FEATURES:

- Designed for new installation or retrofit.
- A new level of control performance for inboard, outboard or stern-drive engines; gas or diesel, 12V/24VDC common mode.
- Up to 4 stations.
- Various color/finish control head options.
- Synchronization standard, 1 lever / 2 lever selection.
- Neutral warm up function.
- Complete self diagnostic system.
- Optional mechanical backup.
- Adjustable shift pause and throttle delay.
- Start in gear protection.
- Optional trolling system.
- Remote hand held control optional. A great docking accessory.
- Idle control option.
- Standard outboard levers with PTT Switch.
- Teleflex Recommends Using **TFXtreme** Cables with Actuator.





1074 Kenran Industrial Dr.  
St. Louis, MO 63137  
Phone: 1-800-381-9968

# HUMCO ENGINE CONTROLS

Teleflex® Electronic Controls

## KE-4+ ELECTRONIC CONTROL SYSTEM:

Triple and Quad engines ordering data available upon request.

### ORDERING INFORMATION

No	Name	Part No.	Required Single Engine No. of Stations				Dual Engines No. of Stations				Triple Engines No. of Stations				Quad Engines No. of Stations				Note	
			1	2	3	4	1	2	3	4	1	2	3	4	1	2	3	4		
1	Control head, Single without PTT	NM1002-00																		
	PTT = trim/tilt switch with PTT	NM1001-00	1	2	3	4	-	-	-	-	-	-	-	-	-	-	-	-		
	SST = inboard style SST	NM1003-00																		
2	Control head, Twin without PTT	NM1052-00	-	-	-	-	1	2	3	4	1	2	3	4	1	2	3	4		
	with PTT	NM1051-00																		
	SST	NM1053-00																		
3	Control unit 12V/24VDC	NM1475-00	1	1	1	1	2	2	2	2	3	3	3	3	4	4	4	4		
4	Actuator	NM0183-00	1	1	1	1	2	2	2	2	3	3	3	3	4	4	4	4		
5	Bus Harness	2m	NM0649-02																	
		4m	NM0649-04																	
		6m	NM0649-06																	
		8m	NM0649-08																	
		10m	NM0649-10																	
		12m	NM0649-12																	
		14m	NM0649-14	1	2	3	4	2	3	4	5	3	4	5	6	4	5	6	7	1m = 39 Inches
		16m	NM0649-16																	
		18m	NM0649-18																	
		20m	NM0649-20																	
		24m	NM0649-24																	
		30m	NM0649-30																	
40m	NM0649-40																			
50m	NM0649-50																			
6	Harness power supply	5m	NM0414-28	2	2	2	2	4	4	4	4	6	6	6	6	8	8	8	8	
		10m	NM0414-33																	
7	T-Harness (R/C-1)	NM0647-09	1	1	1	1	1	1	1	1	1	1	1	1	1	1	1	1		
8	T-Harness (R/C)	NM0647-10	-	1	2	3	-	1	2	3	-	1	2	3	-	1	2	3		
9	T-Harness (Single)	NM0647-11	1	1	1	1	-	-	-	-	-	-	-	-	-	-	-	-		
10	T-Harness (Port)	NM0647-12	-	-	-	-	1	1	1	1	1	1	1	1	1	1	1	1		
11	T-Harness (STBD)	NM0647-13	-	-	-	-	1	1	1	1	1	1	1	1	1	1	1	1		
12	T-Harness (Center)	NM0647-14	-	-	-	-	-	-	-	-	1	1	1	1	1	1	1	1		
13	T-Harness (Center STBD)	NM0647-15	-	-	-	-	-	-	-	-	-	-	-	-	1	1	1	1		
14	Triple Switch	NJ0767-00	-	-	-	-	-	-	-	-	1	2	3	4	-	-	-	-		
15	Quad Switch	NJ0768-00	-	-	-	-	-	-	-	-	-	-	-	-	1	2	3	4		
16	Circuit breaker 20A	NJ0514-00	2	2	2	2	4	4	4	4	6	6	6	6	8	8	8	8	Optional	
17	Buzzer 24V model 12V model	NJ0515-00	1	2	3	4	2	4	6	8	1	2	3	4	1	2	3	4	Optional	
		NJ0596-00																		
18	Idle Switch	NJ0765-00	1	2	3	4	1	2	3	4	1	2	3	4	1	2	3	4	Optional	
19	SW Extn Harness	NM0647-08	1	2	3	4	1	2	3	4	1	2	3	4	1	2	3	4	Optional	
20	Cable	33C Style																	Specify the length	
		CCX633XX	2	2	2	2	4	4	4	4	6	6	6	6	8	8	8	8	CCX633XX Recommended	





1074 Kenran Industrial Dr.  
St. Louis, MO 63137  
Phone: 1-800-381-9968

# HUMCO ENGINE CONTROLS

Teleflex® Electronic Controls



## KE-5a:

A descendent of the popular and proven KE-4a, this control has the superior integrity you would expect—plus control of electronic engines! KE-5a adds electronic throttle and shift for one or two engines from up to 5 stations, optional full engine synchronization and trolling control.

## APPLICATION:

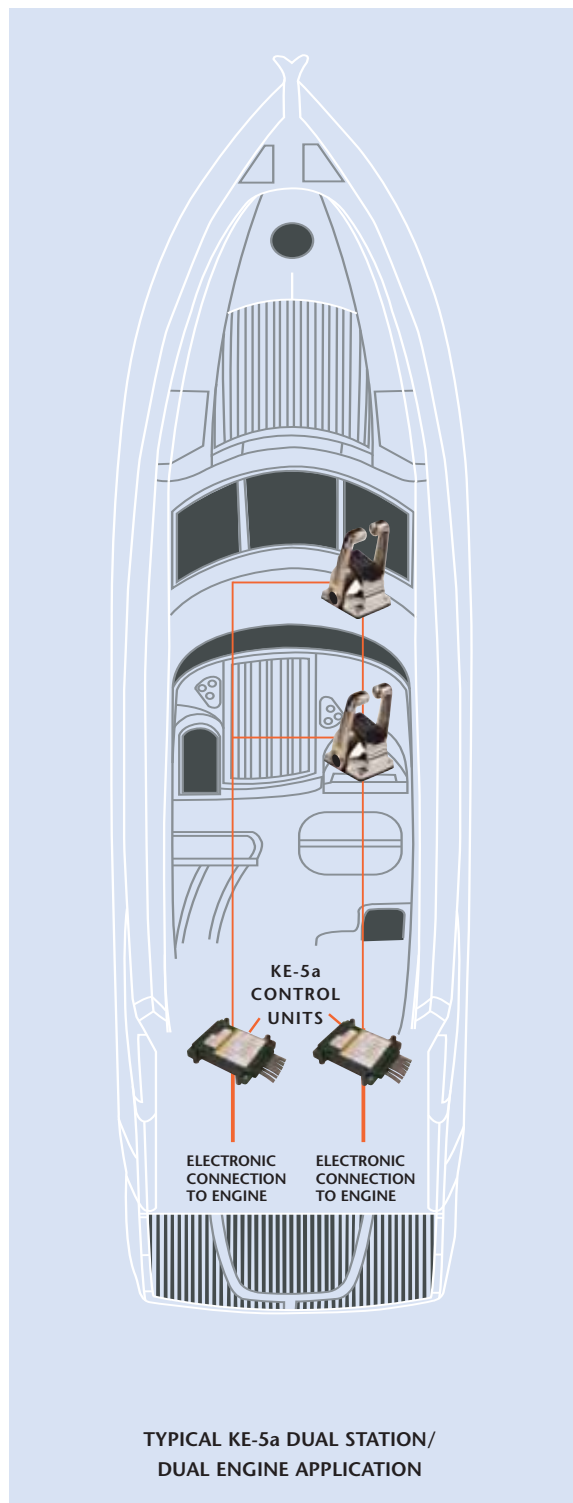
Electronic control — each lever controls throttle AND shift. These electronic stand-alone controls are ideal for larger boats with up to two electronically controlled inboard engines and as many as five stations. Works with most inboard engines with electronic throttle and electronic shift.

## FEATURES:

- Up to 5 control heads.
- Engine Sync option available.
- Start-In-Gear Protection (SIGP) Standard

## USE KE-5a IF:

- Throttle and Shift are actuated electronically (KE-5a has no mechanical throttle or shift interface).
- Trolling valve control required.
- Engine Sync is needed.
- Electrical system is 12 or 24 volt.
- Hand-held remote desired.
- CANbus interface not needed.



Teleflex Recommends Using

**TFXTREME**

Cables With This Control



1074 Kenran Industrial Dr.  
St. Louis, MO 63137  
Phone: 1-800-381-9968

# HUMCO ENGINE CONTROLS

Teleflex® Electronic Controls

## KE-5a ENGINE CONTROLS BASIC ORDERING GUIDE:

KE-5a  
TOP MOUNT



ECU  
(ELECTRONIC  
CONTROL UNIT)



HAND HELD  
REMOTE  
CONTROL



ITEM DESCRIPTION	PART #	QTY.	NOTES
<b>BASIC SYSTEM COMPONENTS:</b>			
CONTROL HEAD - GOLD FINISH			
ELECTRONIC CONTROL UNIT	NM0492-00	1 PER ENGINE	
COMMUNICATION HARNESS	NM0619-05		FOR TWIN ENGINE BOATS ONLY
REMOTE CONTROL HARNESS			CONTROL STATION 1 (IN METERS)
REMOTE CONTROL HARNESS			CONTROL STATION 2 (IN METERS)
REMOTE CONTROL HARNESS			CONTROL STATION 3 (IN METERS)
REMOTE CONTROL HARNESS			CONTROL STATION 4 (IN METERS)
REMOTE CONTROL HARNESS			CONTROL STATION 5 (IN METERS)
HARNESS SHIFT/THROTTLE			THROTTLE OUTPUT ARE
	NM0626-05		ALL 5 METERS IN LENGTH
	NM0625-05		TYPE 1 FOR CURRENT OUTPUT (MAN or MTU)
			TYPE 2 FOR VOLTAGE OUTPUT (CUMMINS, DETROIT, JOHN DEERE, SCANIA)
	NM0631-05		TYPE 3 FOR PWM OUTPUT (CATERPILLAR)
5 METER POWER SUPPLY HARNESS OR 10 METER POWER SUPPLY HARNESS	NM0414-28 NM0414-33	3 PER CONTROL UNIT	
10 AMP CIRCUIT BREAKER	NJ0595-00	3 PER CONTROL UNIT	STRONGLY RECOMMENDED OPTION
BUZZER 12 VOLT SYSTEMS BUZZER 24 VOLT SYSTEMS	NJ0596-00 NJ0515-00	(replaces NJ0251-00)	OPTION OPTION
<b>OPTIONAL UPGRADES:</b>			
<b>HAND HELD REMOTE:</b>			
HAND HELD CONTROL KIT	NM0906-00		TWIN ENGINE 26' WIRE FROM MOUNTING AREA
HAND HELD CONTROL KIT	NM0907-00		SINGLE ENGINE 26' WIRE FROM MOUNTING AREA
REMOTE CONTROL HARNESS RELAY KIT (ENGINE CUT-OFF)	NM0616-XX		XX=LENGTH IN METERS 12 OR 24 VOLT
<b>SYNCHRONIZATION:</b>			
SYNC MASTER HARNESS	NM0605-01		
SYNC SLAVE HARNESS	NM0605-02		
SYNC SWITCH	NJ0524-00		
SWITCH HARNESS	NM0617-XX		IN 5 METER LENGTHS (5M TO 50M)
<b>TROLLING:</b>			
TROLLING SWITCH	NM0228-00	1 PER STATION	
TROLLING UNIT	NM0493-00		
HARNESS TROLLING OUTPUT COMMUNICATION/POWER HARNESS	NM0627-05 NM0611-XX	1 PER ENGINE	5 METER XX=LENGTH (1 TO 5 METERS)
TROLLING HARNESS	NM0618-XX	1 PER STATION	4 TO 50 METERS
TROLLING SLAVE HARNESS	NM0621-01		TWIN ENGINE ONLY
<b>NOTES:</b>			
All Wiring harnesses are measured in meters (1 meter = 39.37 inches). Check with Engine Manufacturer for Engine Output information.			

TROLLING VALVE  
ACTUATOR





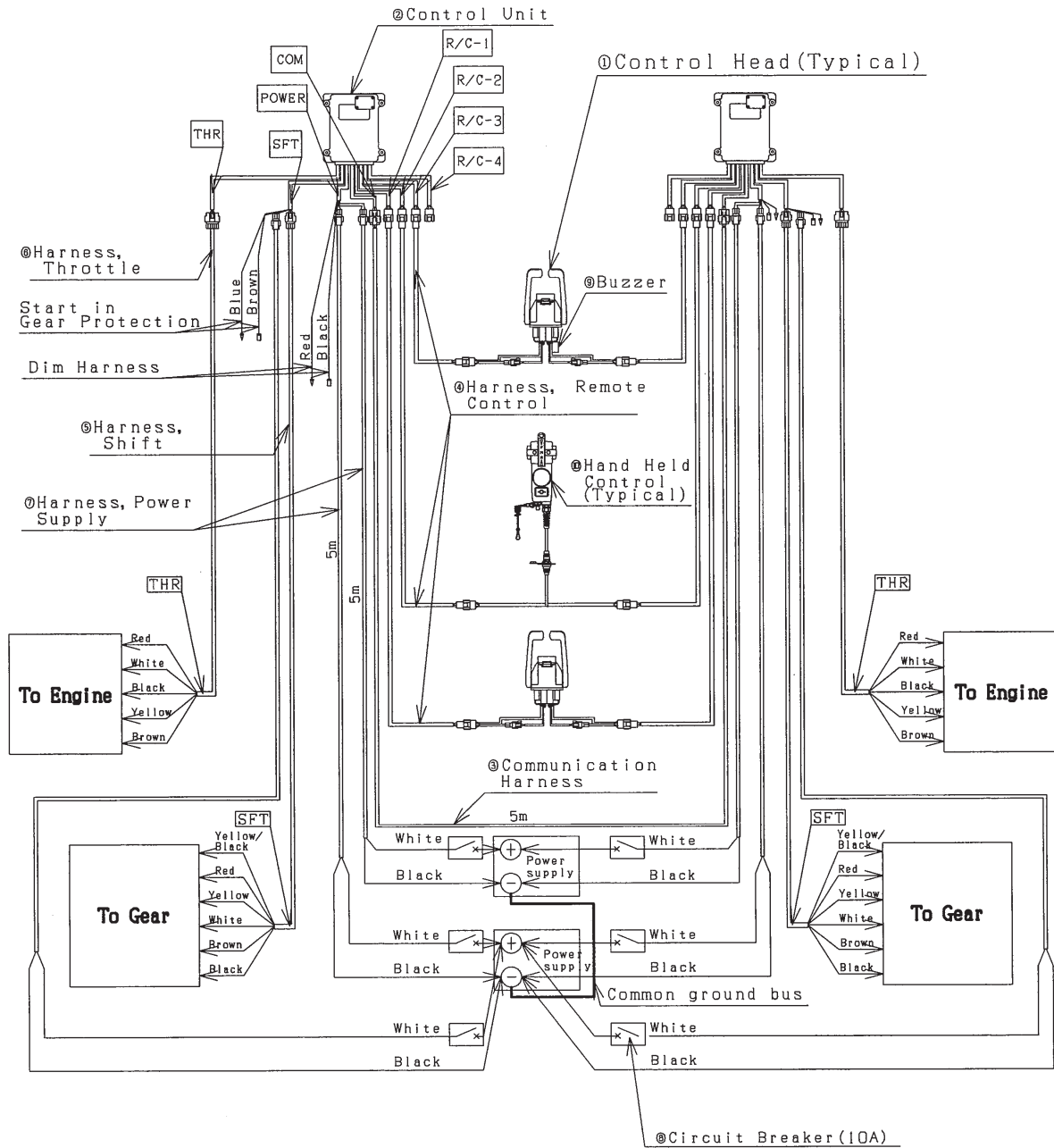
1074 Kenran Industrial Dr.  
St. Louis, MO 63137  
Phone: 1-800-381-9968

# HUMCO ENGINE CONTROLS

Teleflex® Electronic Controls

## BASIC KE-5a SYSTEM OVERVIEW:

The following schematic shows elements of the KE-5 control system in a typical twin engine/twin station application. For part numbers associated with the items depicted below, please see page 394.





1074 Kenran Industrial Dr.  
St. Louis, MO 63137  
Phone: 1-800-381-9968

# HUMCO ENGINE CONTROLS

## Teleflex® Electronic Controls

### KE-5a SYSTEM COMPONENTS:

The following chart lists components of the KE-5a control system for each application. For an illustration of each component, please see page 393.

No.	Name	Part No.	Required for Single engine					Required for Two engine					Notes
			No. of Station					No. of Station					
			1st	2nd	3rd	4th	5th	1st	2nd	3rd	4th	5th	
1	Control Head-Single Engine	NM0511-00	1	2	3	4	5	-	-	-	-	-	
	Control Head-Twin Engine	NM0510-00	-	-	-	-	-	1	2	3	4	5	
2	Control Unit	NM0492-00	1	1	1	1	1	2	2	2	2	2	
3	Communication Harness	5m NM0619-05	-	-	-	-	-	1	1	1	1	1	
4	Harness -	4m NM0616-04											
	Remote	6m NM0616-06											
	Control	8m NM0616-08											
		10m NM0616-10											
		12m NM0616-12											
		14m NM0616-14											
		16m NM0616-16											
		18m NM0616-18											
		20m NM0616-20											
		22m NM0616-22	1	2	3	4	5	2	4	6	8	10	
		24m NM0616-24											
		26m NM0616-26											
		28m NM0616-28											
		30m NM0616-30											
		32m NM0616-32											
		34m NM0616-34											
		36m NM0616-36											
		38m NM0616-38											
		40m NM0616-40											
		50m NM0616-50											
5	Harness -	Type1											
	Shift/	5m											For current output
	Throttle	Type2											
		5m	1	1	1	1	1	2	2	2	2	2	For voltage output
		Type3											
		5m											For PWM output
6	Harness -	5m NM0414-28	2	2	2	2	2	4	4	4	4	4	
	Power	10m NM0414-33											
7	Circuit Breaker	10A NJ0595-00	3	3	3	3	3	6	6	6	6	6	Option
8	Sync Master Harness	NM0602-01	-	-	-	-	-	1	1	1	1	1	
9	Sync Slave Harness	NM0602-02	3	3	3	3	3	6	6	6	6	6	
10	Sync Switch	NJ0524-00	-	-	-	-	-	1	1	1	1	1	
11	Switch Harness	5m NM0617-05											
		10m NM0617-10											
		15m NM0617-15											
		20m NM0617-20											
		25m NM0617-25	-	-	-	-	-	1	1	1	1	1	
		30m NM0617-30											
		35m NM0617-35											
		40m NM0617-40											
		45m NM0617-45											
		50m NM0617-50											
12	Buzzer	24V model NJ0515-00	1	2	3	4	5	2	4	6	8	10	Option
		12V model NJ0596-00 (replaces NJ0251-00)											
13	Hand Held Control	You can use the Hand Held Control in place of the Control Head (Item 1) Consult Teleflex Marine for details.											Option

**NOTES:**

Please refer to the NAME OF EACH PART on page 393 for the item number in chart above.  
Select Item #5 Harness-Shift Act/Throttle depending on the type of throttle output.



1074 Kenran Industrial Dr.  
St. Louis, MO 63137  
Phone: 1-800-381-9968

# HUMCO ENGINE CONTROLS

## Teleflex® Electronic Controls



### KE-6:

Built to the high standards of the KE-4a....with fully electronic throttle and mechanical shift control for today's inboard engines! Rugged, reliable and as boater-friendly as the KE-4a, KE-6 adds electronic throttle for one or two engines from up to 4 stations and optional full engine synchronization.

### APPLICATION:

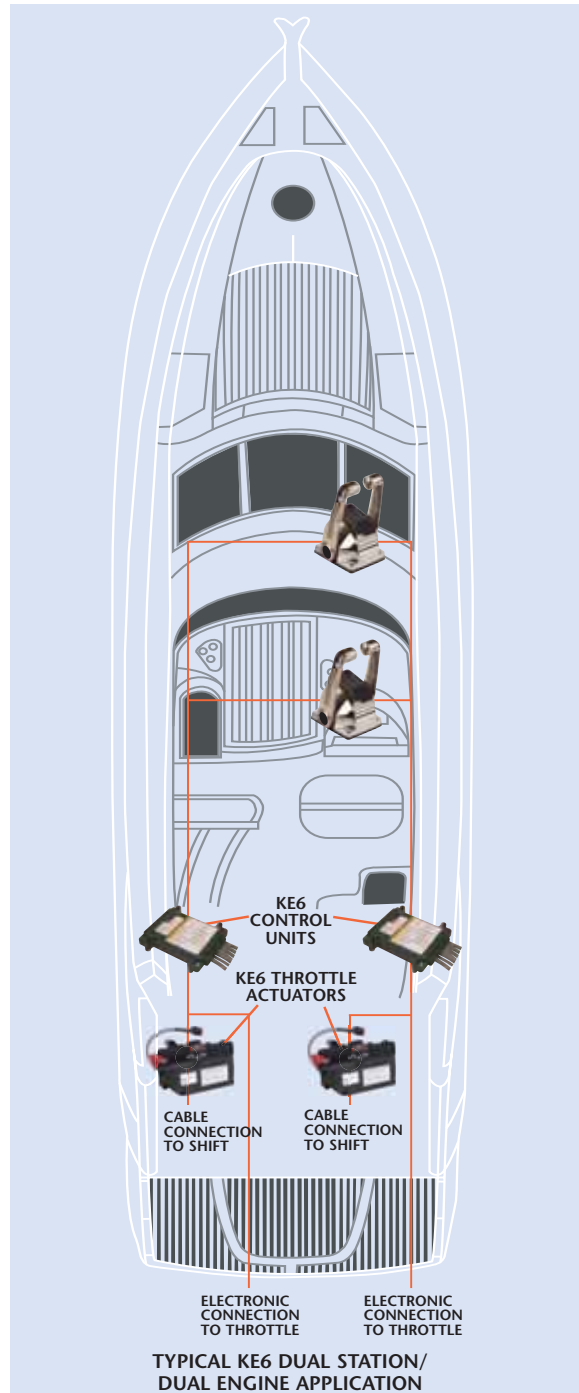
Electronic control — each lever controls throttle AND shift. These electronic stand-alone controls are ideal for larger boats with up to two electronically-throttled/mechanically-shifted inboard engines and up to four stations. Works with most inboard engines with electronic throttle and mechanical shift.

### FEATURES:

- Up to 4 control heads.
- Engine Sync option available.
- Teleflex recommends CCX633XX **TFXTREME** control cables on throttle/shift actuator.

### USE KE-6 IF:

- Throttle is actuated electronically and shift is actuated mechanically (KE-6 has no mechanical throttle interface).
- Trolling valve control is not required.
- Engine Sync is needed.
- Electrical system is 12 or 24 volt.
- Hand-held remote desired.
- CANbus interface not needed.



6

Teleflex

Recommends Using

CCX633XX

**TFXTREME**

Control Cables

With This Control



1074 Kenran Industrial Dr.  
St. Louis, MO 63137  
Phone: 1-800-381-9968

# HUMCO ENGINE CONTROLS

## Teleflex® Electronic Controls

### KE-6 ENGINE CONTROLS BASIC ORDERING GUIDE:

KE-6  
TOP MOUNT



SHIFT  
ACTUATOR



ECU  
(ELECTRONIC  
CONTROL UNIT)



ITEM DESCRIPTION	PART #	QTY.	NOTES
<b>BASIC SYSTEM COMPONENTS:</b>			
CONTROL HEAD - GOLD FINISH		1 PER STEERING STATION	
CONTROL UNIT		1 PER ENGINE	(12 OR 24 VOLTS)
SHIFT ACTUATOR	NM0172-00	1 PER TRANSMISSION	
COMMUNICATION HARNESS	NM0619-05		FOR TWIN ENGINE BOATS ONLY
REMOTE CONTROL HARNESS			CONTROL STATION 1 (IN METERS)
REMOTE CONTROL HARNESS			CONTROL STATION 2 (IN METERS)
REMOTE CONTROL HARNESS			CONTROL STATION 3 (IN METERS)
REMOTE CONTROL HARNESS			CONTROL STATION 4 (IN METERS)
HARNESS SHIFT ACTUATOR/THROTTLE			THROTTLE OUTPUT ARE ALL 5 METERS IN LENGTH
	NM0630-05		TYPE 1 FOR CURRENT OUTPUT (MTU)
	NM0629-05		TYPE 2 FOR VOLTAGE OUTPUT (CUMMINS, DETROIT, JOHN DEERE, SCANIA)
	NM0632-05		TYPE 3 FOR PWM OUTPUT (CATERPILLAR)
5 METER POWER SUPPLY HARNESS OR 10 METER POWER SUPPLY HARNESS	NM0414-28 NM0414-33	2 PER CONTROL UNIT	
20 AMP CIRCUIT BREAKER	NJ0514-00	2 PER CONTROL UNIT	STRONGLY RECOMMENDED OPTION
BUZZER 12 VOLT SYSTEMS	NJ0596-00	(replaces NJ0251-00)	OPTION
BUZZER 24 VOLT SYSTEMS	NJ0515-00		OPTION
<b>TFXTREME</b> CONTROL CABLE	CCX633XX	1 PER ENGINE	CCX633XX RECOMMENDED
<b>OPTIONAL UPGRADES:</b>			
<b>HAND HELD REMOTE:</b>			
HAND HELD CONTROL KIT	NM0906-00		TWIN ENGINE 26' WIRE FROM MOUNTING AREA
HAND HELD CONTROL KIT	NM0907-00		SINGLE ENGINE 26' WIRE FROM MOUNTING AREA
REMOTE CONTROL HARNESS RELAY KIT (ENGINE CUT-OFF)	NM0616-XX		XX=LENGTH IN METERS 12 OR 24 VOLT
<b>SYNCHRONIZATION:</b>			
SYNC MASTER HARNESS	NM0605-01		
SYNC SLAVE HARNESS	NM0605-02		
SYNC SWITCH	NJ0524-00		
SWITCH HARNESS			IN 5 METER LENGTHS FROM 5M TO 50M
<b>NOTES:</b>			
All Wiring harnesses are measured in meters (1 meter = 39.37 inches).			
XX = Control cable length in feet. Teleflex Control Cables are measured by the foot.			

HAND HELD  
REMOTE  
CONTROL





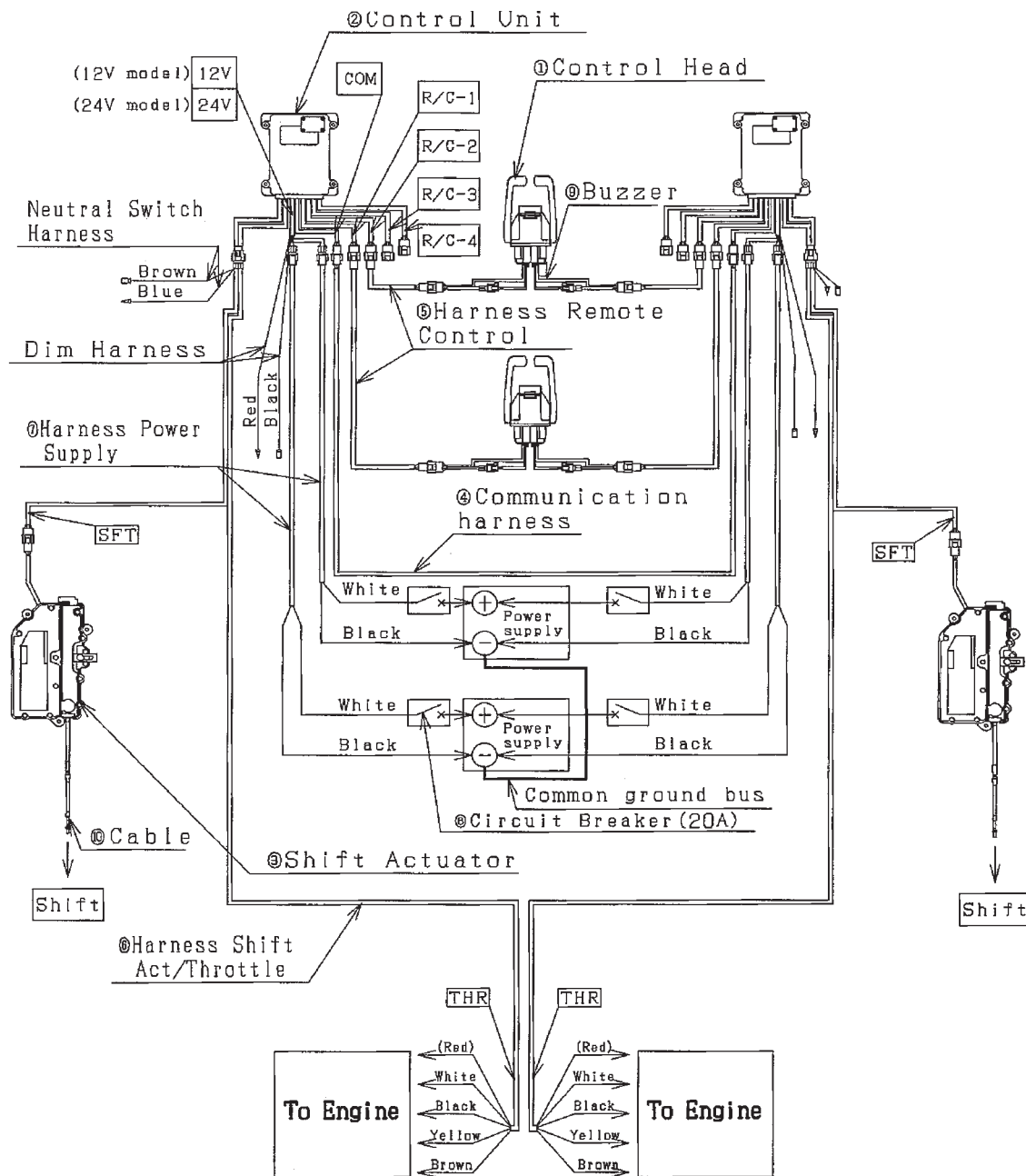
1074 Kenran Industrial Dr.  
St. Louis, MO 63137  
Phone: 1-800-381-9968

# HUMCO ENGINE CONTROLS

## Teleflex® Electronic Controls

### BASIC KE-6 SYSTEM OVERVIEW:

The following schematic shows elements of the KE-6 control system in a typical twin engine/twin station application. For part numbers associated with the items depicted below, please see page 398.





1074 Kenran Industrial Dr.  
St. Louis, MO 63137  
Phone: 1-800-381-9968

# HUMCO ENGINE CONTROLS

Teleflex® Electronic Controls

## KE-6 SYSTEM COMPONENTS:

The following chart lists components of the KE-6 control system for each application. For an illustration of each component, please see page 397.

No.	Name	Part No.	Required for Single engine No. of Station				Required for Two engine No. of Station				Notes	
			1st	2nd	3rd	4th	1st	2nd	3rd	4th		
1	Control Head-Single Engine	NM0511-00	1	2	3	4	-	-	-	-		
	Control Head-Twin Engine	NM0510-00	-	-	-	-	1	2	3	4		
2	Control Unit	24V model	1	1	1	1	2	2	2	2		
		12V model	1	1	1	1	2	2	2	2		
3	Shift Actuator	NM0172-00	1	1	1	1	2	2	2	2		
4	Communication Harness	5m	-	-	-	-	1	1	1	1		
		4m	-	-	-	-	-	-	-	-		
5	Harness - Remote Control	6m	-	-	-	-	-	-	-	-		
		8m	-	-	-	-	-	-	-	-		
		10m	-	-	-	-	-	-	-	-		
		12m	-	-	-	-	-	-	-	-		
		14m	-	-	-	-	-	-	-	-		
		16m	-	-	-	-	-	-	-	-		
		18m	-	-	-	-	-	-	-	-		
		20m	-	-	-	-	-	-	-	-		
		22m	NM0616-22	1	2	3	4	2	4	6	8	
		24m	NM0616-24	-	-	-	-	-	-	-	-	
		26m	NM0616-26	-	-	-	-	-	-	-	-	
		28m	NM0616-28	-	-	-	-	-	-	-	-	
		30m	NM0616-30	-	-	-	-	-	-	-	-	
		32m	NM0616-32	-	-	-	-	-	-	-	-	
		6	Harness - Shift/ Throttle	Type1 5m	-	-	-	-	-	-	-	-
Type2 5m	1			1	1	1	2	2	2	2	For voltage output	
Type3 5m	-			-	-	-	-	-	-	-	For PWM output	
5m	NM0632-05			-	-	-	-	-	-	-	-	
7	Harness - Power	5m	2	2	2	2	4	4	4	4		
		10m	NM0414-33	-	-	-	-	-	-	-	-	
8	Circuit Breaker	20A	2	2	2	2	4	4	4	4	Option	
9	Buzzer	24V model	1	2	3	4	2	4	6	8	Option	
		12V model	NJ0596-00 (replaces NJ0251-00)									
10	Cable	<b>TFX</b> CCX633XX	1	1	1	1	2	2	2	2	Specify cable length	
11	Sync Master Harness	NM0602-01	-	-	-	-	1	1	1	1		
12	Sync Slave Harness	NM0602-02	-	-	-	-	1	1	1	1		
13	Sync Switch	NJ0524-00	-	-	-	-	1	1	1	1		
14	Switch Harness	5m	-	-	-	-	-	-	-	-		
		10m	-	-	-	-	-	-	-	-		
		15m	-	-	-	-	-	-	-	-		
		20m	-	-	-	-	-	-	-	-		
		25m	NM0617-25	-	-	-	-	1	1	1	1	
		30m	NM0617-30	-	-	-	-	-	-	-	-	
		35m	NM0617-35	-	-	-	-	-	-	-	-	
		40m	NM0617-40	-	-	-	-	-	-	-	-	
45m	NM0617-45	-	-	-	-	-	-	-	-			
50m	NM0617-50	-	-	-	-	-	-	-	-			
- Hand Held Control		You can use the Hand Held Control in place of the Control Head (Item 1) <sup>1</sup>										

**NOTES:**

Please refer to the NAME OF EACH PART on page 397 for the item number in chart above.  
Select Item #6 Harness-Shift Act/Throttle depending on the type of throttle output.





1074 Kenran Industrial Dr.  
St. Louis, MO 63137  
Phone: 1-800-381-9968

# HUMCO ENGINE CONTROLS

## Teleflex® Electronic Controls



### i6300:

The i6300 is a CANbus based system that combines advanced electronics with over 50 years of mechanical engine control know-how into a system that is the best of all worlds for nearly any boat! The i6300 feels like a control because lever action, throttle and shift response and much more can be tailored to your preferences. Control UP TO 3 ENGINES from ONE CONTROL with Full Power Train Sync!

### APPLICATION:

Electronic control — each lever controls throttle AND shift. i6300 can be used on nearly any boat with 1-4 stations and 1-4 engines.

### FEATURES:

- Works with Nearly Any Boat/Engine!
- Modern & Traditional-styles available.
- Superior feel & sensitivity.
- Independent, adjustable lever feel to suit operator without removing cover!
- Optional Trim Control in the handle!
- Most operation preferences are user-adjustable, including throttle curves, shift delays and much more!
- Full Power Train Sync with superior memory — Unbeatable One-Hand Control!
- Separate Throttle/Shift Actuators provide great mounting flexibility and double potentiometers for failsafe operation.
- Start-In-Gear Protection, Shift delays.
- Coded Station Select™ (station protection).
- Easy to use manual emergency “get home” feature.
- Uses standard CCX633XX type control cables on throttle/shift actuator.
- Easy to install with color-coded plug-in connectors.
- Diagnostics (with 100-incident buffer).
- 12 and 24 volt capability.
- Meets/exceeds all applicable standards.

6

COMPLETE SYSTEMS		ADDITIONAL STATIONS
i6311	Single Engine	i6311A
i6351	Single Engine with TRIM	i6351A
i6312	Dual Engine	i6312A
i6352	Dual Engine with TRIM	i6352A
i6313	Triple Engine	i6313A
i6353	Triple Engine with TRIM	i6353A
i6314	Quad Engine	i6314A
i6354	Quad Engine with TRIM	i6354A

Teleflex  
Recommends Using  
**TFXTREME**  
Cables With This  
Control

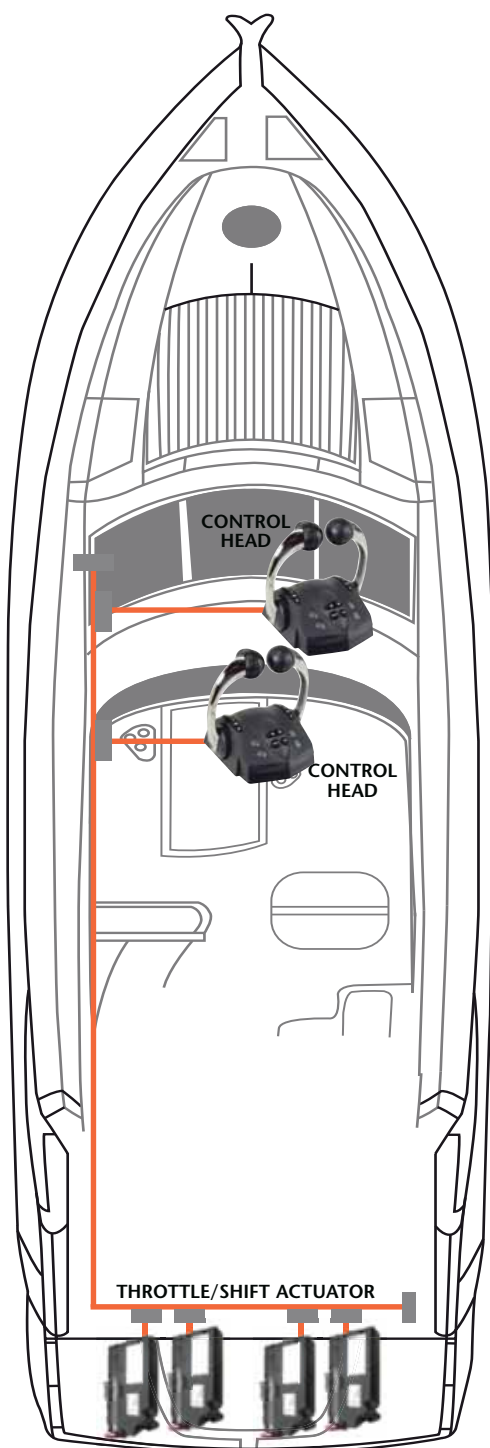


1074 Kenran Industrial Dr.  
St. Louis, MO 63137  
Phone: 1-800-381-9968

# HUMCO ENGINE CONTROLS

Teleflex® Electronic Controls

## DUAL STATION / DUAL ENGINE



## TRIPLE ENGINE SELECT PANEL



## SMART ACTUATOR



CONTROL HEAD KITS	PART NO.
Single Control Head Kit	CHKCB67650B
Single Control Head Kit with Trim	CHKCB67651B
Dual Control Head Kit	CH67550B
Dual Control Head Kit with Trim	CH67551B
Dual Control Head Kit for Triple Eng.	CHKCB67580B
Dual Control Head Kit for Triple Eng. w/Trim	CHKCB67581B
Dual Control Head Kit for Quad Eng.	CHKCB67590B
Dual Control Head Kit for Quad Eng. w/Trim	CHKCB67591B
OPTIONS	PART NO.
Power Module	i1003
Power Harness 25'	CE20425
Communication Cable, Ext. M/F 30'	CM10030
Micro Cable, Ext. M/F 1'	CM10001
NLA, Micro Cable, Ext. M/F 2'	CM10002
Micro Cable, Ext. M/F 6'	CM10006
NLA, Micro Cable, Ext. M/F 9'	CM10009
Micro Cable, Ext. M/F 16'	CM10016
Micro Cable, Ext. M/F 20'	CM10020
Micro Cable, Ext. M/F 30'	CM10030
CAN Terminator-Male	CM10051
CAN Terminator-Female	CM10052
Micro-Tee Adapter	CM10060
CAN T-Connector 4 Position	CM10064
NMEA Micro-Tee Kit for Dual Engine	CM20001